

BREAST CANCER

JACQUELINE W. MILLER, M.D., F.A.C.S.

BREAST CANCER

Where do we go from here?

Epidemiology of Breast Cancer

- **Most common cancer in American women**
- **2nd cause of cancer-related deaths in American women**
- **leading cause of death in women aged 35-44**

Incidence

- **Higher incidence in the U.S.**
- **Increasing rate of incidence of 1.5% per year**
- **Death rate has remained stable**

Risk Factors

- **Family history**
- **Hormones**
- **Late menopause**
- **Early menarche**
- **Late first pregnancy**
- **Diet?**
- **Obesity?**
- **Radiation exposure?**

What about our environment

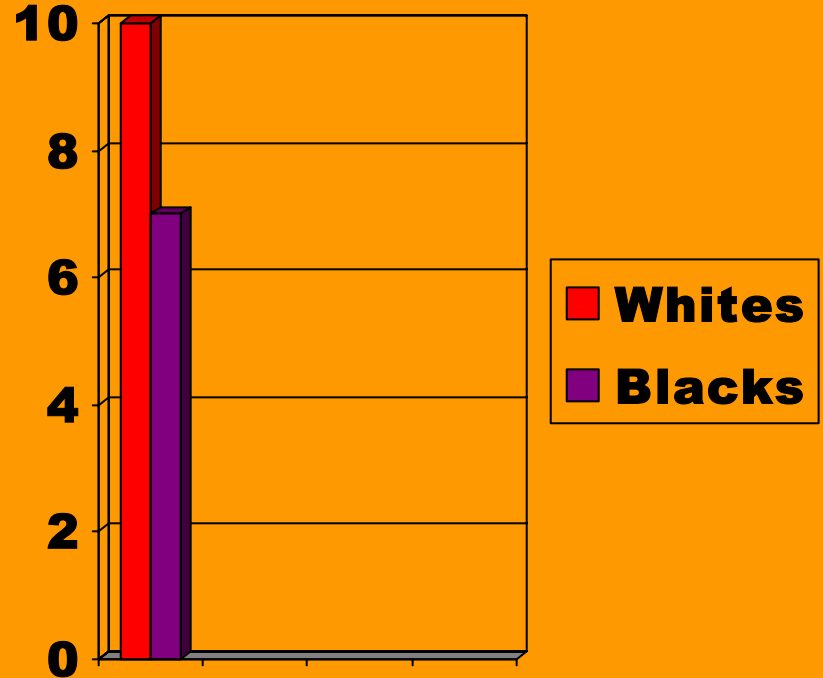
**Migrants from lower
incidence area approach
that of the U.S. population**

Racial Disparities

- **Incidence higher in white women**
- **Rate of increase higher in black women**
- **Black women present at later stage of diagnosis**
- **Rate of death higher in black women**

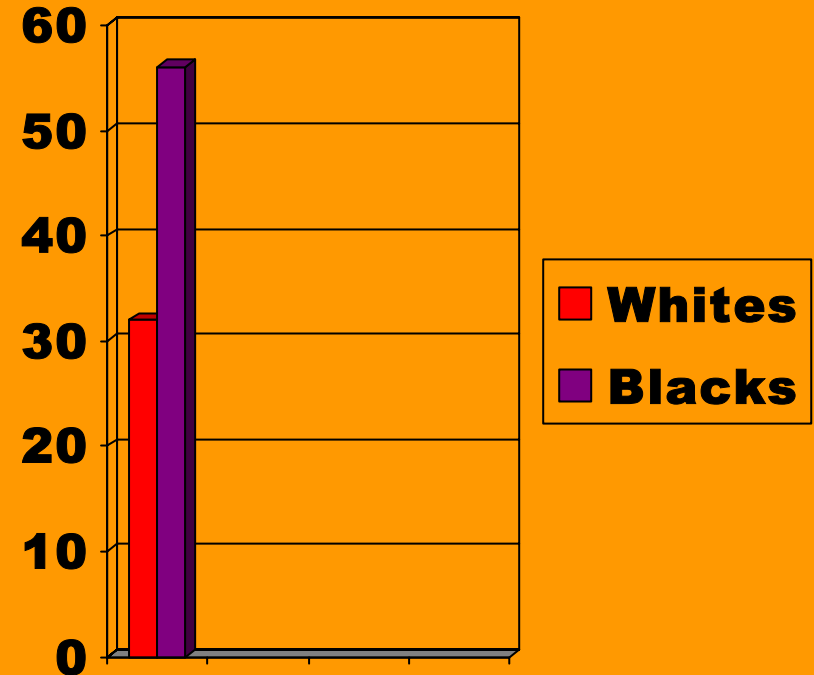
Lifetime Risk

- **Whites 10%**
- **Blacks 7%**



Mortality

- **Whites 32%**
- **Blacks 56%**



PREVENTION

**Prevention = Early
Detection**

DIAGNOSIS

**Early diagnosis is the
key
to
SURVIVAL!**

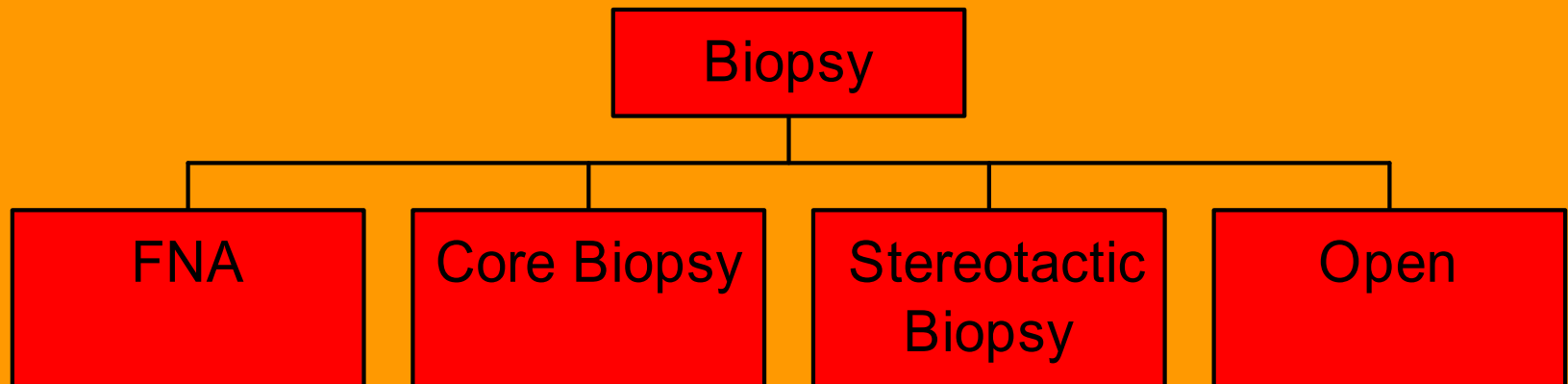
MAMMOGRAMS

- **Mammograms often detect cancers at an early stage**
- **10% of cancers may not be detected on mammogram**

Prevention Methods

- **Yearly mammograms**
- **Yearly physical exams**
- **Monthly self breast exams**
- **Possible ultrasound or other x-rays**

Once mass is identified



TREATMENT

- **Lumpectomy with lymph node dissection and radiation therapy**
- **Mastectomy alone**
- **Mastectomy with reconstruction**
- **Chemotherapy**

COST COMPARISON

(Baylor College of Medicine)

- **Lumpectomy with node dissection and radiation - \$26,000**
- **Mastectomy alone - \$10,000**
- **Mastectomy with reconstruction - \$23,000**

BARRIERS WE MUST OVERCOME

- **Access to information**
- **Access to healthcare personnel**
- **Access to mammography**
- **Access to treatment**

PROVIDE HELP

- **Provide access to diagnosis and treatment for the lower economic community**
- **Mobile mammography with counseling**
- **Patient letter should recommend follow-up with physician to review mammogram results**

FUTURE

- **Genetic testing**
- **Genetic treatment**
- **Standard widespread screening**
- **Improved radiologic testing**
- **Cure instead of control**